

Softwaretechnik / Software-Engineering
Lecture 3: More Metrics & Cost Estimation

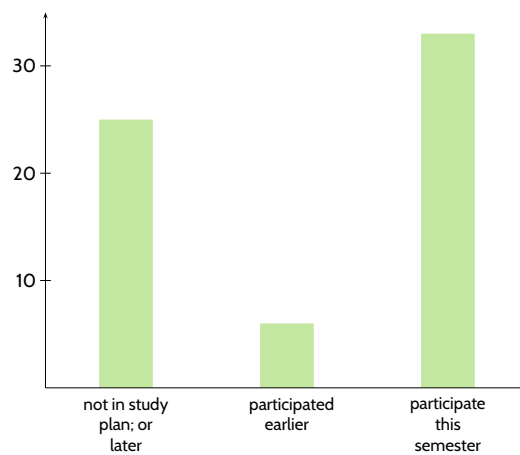
2018-04-23

Prof. Dr. Andreas Podelski, Dr. Bernd Westphal

Albert-Ludwigs-Universität Freiburg, Germany

- 3 - 2018-04-23 - main -

Survey: Softwarepraktikum



- 3 - 2018-04-23 - main -

VL 2	● Software Metrics
⋮	├─ ● Properties of Metrics
⋮	├─ ● Scales
⋮	└─ ● Examples
VL 3	● Cost Estimation
⋮	├─ ● “(Software) Economics in a Nutshell”
⋮	├─ ● Expert’s Estimation
⋮	└─ ● Algorithmic Estimation
VL 4	● Project Management
⋮	├─ ● Project
⋮	├─ ● Process and Process Modelling
⋮	├─ ● Procedure Models
VL 5	└─ ● Process Models
⋮	● Process Metrics
⋮	├─ ● CMMI, Spice

Content

● Software Metrics
├─ ● Subjective Metrics
└─ ● Goal-Question-Metric Approach
● Cost Estimation
├─ ● “(Software) Economics in a Nutshell”
├─ ● Cost Estimation
├─ ● Expert’s Estimation
├─ ● The Delphi Method
├─ ● Algorithmic Estimation
├─ ● COCOMO
└─ ● Function Points

Kinds of Metrics: by Measurement Procedure

	objective metric	pseudo metric	subjective metric
Procedure	measurement, counting, possibly standardised	computation (based on measurements or assessment)	review by inspector, verbal or by given scale
Example, general	body height, air pressure	body mass index (BMI), weather forecast for the next day	health condition, weather condition ("bad weather")
Example in Software Engineering	size in LOC or NCSI; number of (known) bugs	productivity; cost estimation by COCOMO	usability; severeness of an error
Usually used for	collection of simple base measures	predictions (cost estimation); overall assessments	quality assessment; error weighting
Advantages	exact, reproducible, can be obtained automatically	yields relevant, directly usable statement on not directly visible characteristics	not subvertible, plausible results, applicable to complex characteristics
Disadvantages	not always relevant, often subvertible, no interpretation	hard to comprehend, pseudo-objective	assessment costly, quality of results depends on inspector

(Ludewig and Lichter, 2013)

36/47

5/43

Pseudo-Metrics

Some of the **most interesting aspects** of software development projects are (today) **hard or impossible** to measure directly, e.g.:

- how **maintainable** is the software?
- how much **effort** is needed until completion?
- how is the **productivity** of my software people?
- do all modules do **appropriate error handling**?
- is the **documentation** sufficient and well usable?

Due to **high relevance**, people **want to measure** despite the difficulty in measuring. Two main approaches:

	differentiated	comparable	reproducible	available	relevant	economical	plausible	robust
Expert review, grading	(✓)	(✓)	(x)	(✓)	(✓)	(x)	(✓)	(✓)
Pseudo-metrics, derived measures	(✓)	(✓)	(✓)	(✓)	(✓)	(✓)	(x)	(x)

Note: not every derived measure is a pseudo-metric:

- **average LOC per module:** derived, **not pseudo** → we really measure average LOC per module.
- measure **maintainability** in average LOC per module: derived, **pseudo**
→ we don't really **measure** maintainability; average-LOC is only **interpreted** as maintainability.
Not robust if easily subvertible (see exercises).

38/47

6/43

Kinds of Metrics: by Measurement Procedure

	objective metric	pseudo metric	subjective metric
Procedure	measurement, counting, possibly standardised	computation (based on measurements or assessment)	review by inspector, verbal or by given scale
Advantages	exact, reproducible, can be obtained automatically	yields relevant, directly usable statement on not directly visible characteristics	not subvertable, plausible results, applicable to complex characteristics
Disadvantages	not always relevant, often subvertable, no interpretation	hard to comprehend, pseudo-objective	assessment costly, quality of results depends on inspector
Example, general	body height, air pressure	body mass index (BMI), weather forecast for the next day	health condition, weather condition ("bad weather")
Example in Software Engineering	size in LOC or NCSI; number of (known) bugs	productivity; cost estimation by COCOMO	usability; severeness of an error
Usually used for	collection of simple base measures	predictions (cost estimation); overall assessments	quality assessment; error weighting

(Ludewig and Lichter, 2013)

- 3 - 2018-04-23 - Subjective -

7/43

Subjective Metrics

	example	problems	countermeasures
Statement	"The specification is available."	Terms may be ambiguous, conclusions are hardly possible.	Allow only certain statements, characterise them precisely.
Assessment	"The module is implemented in a clever way."	Not necessarily comparable.	Only offer particular outcomes; put them on an (at least ordinal) scale.
Grading	"Readability is graded 4.0 ."	Subjective; grading not reproducible.	Define criteria for grades; give examples how to grade; practice on existing artefacts

(Ludewig and Lichter, 2013)

- 3 - 2018-04-23 - Subjective -

8/43

The Goal-Question-Metric Approach

-3-2018-04-23-main-

9/43

Information Overload!?

Now we have mentioned **nearly 60** attributes one could measure...

Which ones **should** we measure?

It depends...

relevant
plausible
available
differentiated
economical
comparable
reproducible
robust

One approach: **Goal-Question-Metric** (GQM).

-3-2018-04-23-Sqgm-

10/43

The three steps of **GQM**:

- (i) **Define the goals** relevant for a project or an organisation.
- (ii) From each goal, **derive questions** which need to be answered to check whether the goal is reached.
- (iii) For each question, **choose** (or develop) **metrics** which contribute to finding answers.



Being **good** wrt. to a certain metric is (in general) not an asset on its own. We usually want to optimise wrt. **goals**, not wrt. **metrics**. In particular critical: pseudo-metrics for quality.



Software and process measurements may yield **personal data** ("personenbezogene Daten"). Their collection may be regulated by laws.

Example: A Metric for Maintainability

- Goal: assess **maintainability**.
- One approach: **grade** the following aspects, e.g., with scale $S = \{0, \dots, 10\}$.
(Some aspects may be objective, some subjective (conduct review))

- **Norm Conformance**

n_1 : size of units (modules etc.)
 n_2 : labelling
 n_3 : naming of identifiers
 n_4 : design (layout)
 n_5 : separation of literals
 n_6 : style of comments

- **Locality**

l_1 : use of parameters
 l_2 : information hiding
 l_3 : local flow of control
 l_4 : design of interfaces

- **Readability**

r_1 : data types
 r_2 : structure of control flow
 r_3 : comments

- **Testability**

t_1 : test driver
 t_2 : test data
 t_3 : preparation for test evaluation
 t_4 : diagnostic components
 t_5 : dynamic consistency checks

- **Typing**

y_1 : type differentiation
 y_2 : type restriction

- **Define:** $m = \frac{n_1 + \dots + y_2}{20}$ (with weights: $m_g = \frac{g_1 \cdot n_1 + \dots + g_{20} \cdot y_2}{G}$, $G = \sum_{i=1}^{20} g_i$).

- **Procedure:**

- Train reviewers on existing examples.
- Do not over-interpret results of first applications.
- Evaluate and adjust before putting to use, adjust regularly.

(Ludewig and Lichter, 2013)

Example: A Metric for Maintainability

- Goal: assess **maintainability**.

- One approach: **grade** the following aspects:

(Some aspects may be objective, some subjective.)

- **Norm Conformance**

- n_1 : size of units (modules etc.)
- n_2 : labelling
- n_3 : naming of identifiers
- n_4 : design (layout)
- n_5 : separation of literals
- n_6 : style of comments

- **Locality**

- l_1 : use of parameters
- l_2 : information hiding
- l_3 : local flow of control
- l_4 : design of interface

- **Reachability**

- r_1 : data types
- r_2 : structure of control flow
- r_3 : comments

Development of a pseudo-metric:

- Identify **aspect** to be represented.
- Devise a **model** of the aspect.
- Fix a **scale** for the metric.
- Develop a **definition** of the pseudo-metric, i.e., how to compute the metric.
- Develop **base measures** for all parameters of the definition.
- Apply and improve** the metric.

- **Typing**

- y_1 : type differentiation
- y_2 : type restriction

- **Define:** $m = \frac{n_1 + \dots + y_2}{20}$ (with weights: $m_g = \frac{g_1 \cdot n_1 + \dots + g_{20} \cdot y_2}{G}$, $G = \sum_{i=1}^{20} g_i$).

- **Procedure:**

- Train reviewers on existing examples.
- Do not over-interpret results of first applications.
- Evaluate and adjust before putting to use, adjust regularly.

(Ludewig and Lichter, 2013)

12/43

- 3 - 2018-04-23 - 5gpm -

And Which Metrics Should One Use?

Often useful: collect some basic measures **in advance** (in particular if collection is cheap / automatic), e.g.:

- **size...**

... of newly **created** and **changed code**, etc.
(automatically provided by revision control software),

- **effort...**

... for **coding, review, testing, verification, fixing, maintenance**, etc.

- **errors...**

... at least errors **found** during quality assurance, and errors **reported** by customer
(can be recorded via standardised revision control messages)

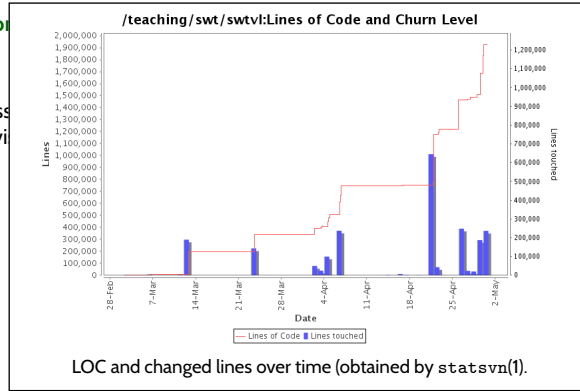
- 3 - 2018-04-23 - 5gpm -

13/43

And Which Metrics Should One Use?

Often useful: collect some basic measures **in advance** (in particular if collection is cheap / automatic), e.g.:

- **size...**
 - ... of newly **created** and **changed code**, etc. (automatically provided by revision control software),
- **effort...**
 - ... for **coding, review, testing, verification**
- **errors...**
 - ... at least errors **found** during quality ass (can be recorded via standardised revision control messages)



- 3 - 2018-04-23 - Sgpm -

13/43

And Which Metrics Should One Use?

Often useful: collect some basic measures **in advance** (in particular if collection is cheap / automatic), e.g.:

- **size...**
 - ... of newly **created** and **changed code**, etc. (automatically provided by revision control software),
- **effort...**
 - ... for **coding, review, testing, verification, fixing, maintenance**, etc.
- **errors...**
 - ... at least errors **found** during quality assurance, and errors **reported** by customer (can be recorded via standardised revision control messages)

Measures derived from such basic measures may **indicate problems ahead** early enough and buy time to take appropriate counter-measures. E.g., track

- **error rate** per release, **error density** (errors per LOC),
- average effort for error **detection** and **correction**,
- etc.

over time. In case of **unusual values**: investigate further (maybe using additional metrics).

- 3 - 2018-04-23 - Sgpm -

13/43

And Which Metrics Should One Use?

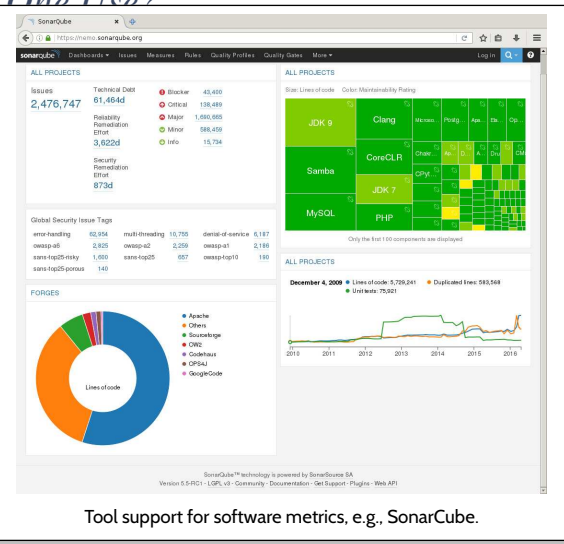
Often useful: collect some basic measures (in particular if collection is cheap / automatic)

- **size...**
 - ... of newly **created** and **changed code**, etc. (automatically provided by revision control)
- **effort...**
 - ... for **coding**, **review**, **testing**, **verification**, etc.
- **errors...**
 - ... at least errors **found** during quality assurance (can be recorded via standardised review)

Measures derived from such basic measures and buy time to take appropriate countermeasures

- **error rate** per release, **error density** (errors per LOC),
- average effort for error **detection** and **correction**,
- etc.

over time. In case of **unusual values**: investigate further (maybe using additional metrics).



Tool support for software metrics, e.g., SonarCube.

- 3 - 2018-04-23 - Sgjm -

Content

- **Software Metrics**
 - Subjective Metrics
 - Goal-Question-Metric Approach
- **Cost Estimation**
 - “(Software) Economics in a Nutshell”
 - Cost Estimation
 - Expert’s Estimation
 - The Delphi Method
 - Algorithmic Estimation
 - COCOMO
 - Function Points

- 3 - 2018-04-23 - Sgjm -

VL 2	● Software Metrics
⋮	├─● Properties of Metrics
⋮	├─● Scales
⋮	└─● Examples
VL 3	● Cost Estimation
⋮	├─● “(Software) Economics in a Nutshell”
⋮	├─● Expert’s Estimation
⋮	└─● Algorithmic Estimation
VL 4	● Project Management
⋮	├─● Project
⋮	├─● Process and Process Modelling
⋮	├─● Procedure Models
VL 5	└─● Process Models
⋮	● Process Metrics
⋮	├─● CMMI, Spice

Content

● Software Metrics
├─● Subjective Metrics
└─● Goal-Question-Metric Approach
● Cost Estimation
├─● “(Software) Economics in a Nutshell”
├─● Cost Estimation
├─● Expert’s Estimation
└─● The Delphi Method
├─● Algorithmic Estimation
├─● COCOMO
└─● Function Points

“(Software) Economics in a Nutshell”

Costs

“Next to **Software**, **Costs** is one of the terms occurring most often in this book.”

Ludewig and Lichter (2013)

A first approximation:

cost ('Kosten')	all disadvantages of a solution
benefit ('Nutzen') (or: negative costs)	all benefits of a solution.

Note: costs / benefits can be subjective – and not necessarily quantifiable in terms of money...

Super-ordinate goal of many projects:

- **Minimize overall costs**, i.e. **maximise difference** between **benefits** and **costs**.
(Equivalent: minimize sum of positive and negative costs.)

Costs vs. Benefits: A Closer Look

The benefit of a software is determined by the advantages achievable using the software; it is influenced by:

- the degree of coincidence between **product** and **requirements**,
- additional services, comfort, flexibility etc.

Some other examples of cost/benefit pairs: (inspired by Jones (1990))

Costs	Possible Benefits
Labor during development (e.g., develop new test machinery)	Use of result (e.g., faster testing)
New equipment (purchase, maintenance, depreciation)	Better equipment (maintenance; maybe revenue from selling old)
New software purchases	(Other) use of new software
Conversion from old system to new	Improvement of system, maybe easier maintenance
Increased data gathering	Increased control
Training for employees	Increased productivity

- 3 - 2018-04-23 - Seite -

19/43

Costs: Economics in a Nutshell

Distinguish **current cost** ('laufende Kosten'), e.g.

- **wages**,
- (business) **management, marketing**,
- **rooms**,
- **computers, networks, software** as part of infrastructure,
- ...

and **project-related cost** ('projektbezogene Kosten'), e.g.

- additional **temporary personnel**,
- **contract costs**,
- **expenses**,
- **hardware and software** as part of product or system,
- ...

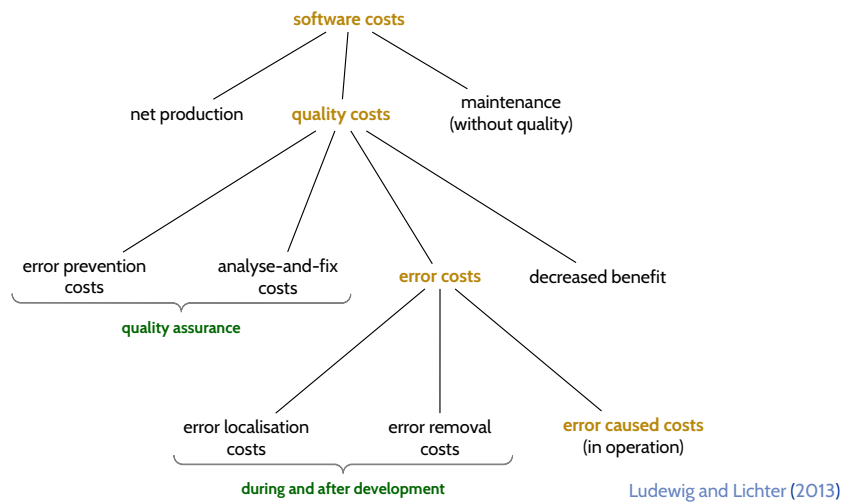
business
administration

project
leader
involved

- 3 - 2018-04-23 - Seite -

20/43

Software Costs in a Narrower Sense



Software Engineering – the establishment and use of sound engineering principles to obtain economically software that is reliable and works efficiently on real machines.

F. L. Bauer (1971)

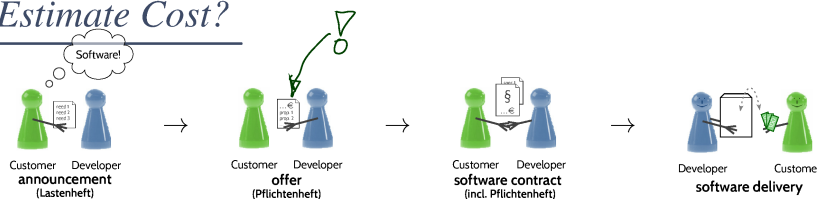


Cost Estimation

- **Software Metrics**
 - Subjective Metrics
 - Goal-Question-Metric Approach
- **Cost Estimation**
 - “(Software) Economics in a Nutshell”
 - Cost Estimation
 - Expert’s Estimation
 - The Delphi Method
 - Algorithmic Estimation
 - COCOMO
 - Function Points

- 3 - 2018-04-23 - Spontent -

Why Estimate Cost?



Lastenheft (Requirements Specification) Vom Auftraggeber festgelegte Gesamtheit der Forderungen an die Lieferungen und Leistungen eines Auftragnehmers innerhalb eines Auftrages.
(Entire demands on deliverables and services of a developer within a contracted development, created by the customer.) **DIN 69901-5 (2009)**

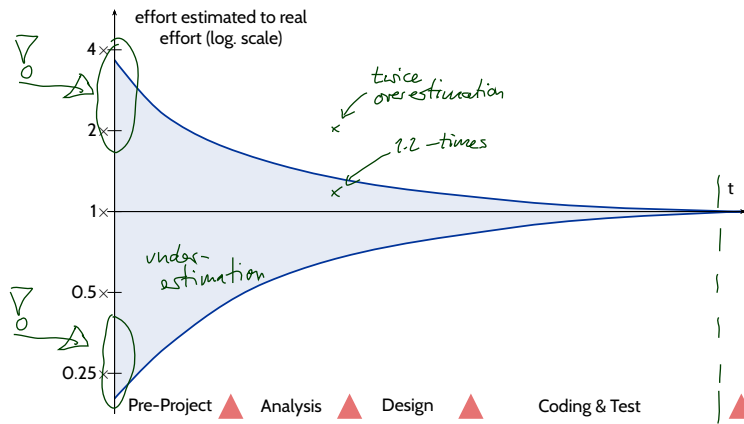
- Developer can **help with writing** the requirements specification, in particular if customer is lacking technical background.

Pflichtenheft (Feature Specification) Vom Auftragnehmer erarbeitete Realisierungsvorgaben aufgrund der Umsetzung des vom Auftraggeber vorgegebenen Lastenhefts.
(Specification of how to realise a given requirements specification, created by the developer.) **DIN 69901-5 (2009)**

- One way of getting the feature specification: a **pre-project** (may be subject of a designated contract). **Tricky** one and the same content can serve both purposes; then only the title defines the purpose.

- 3 - 2018-04-23 - Spontent -

The "Estimation Funnel"



Uncertainty with estimations (following [Boehm et al., 2000](#), p. 10).

Visualisation: [Ludewig and Lichter \(2013\)](#)

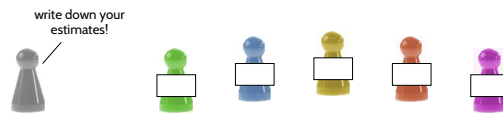
-3-2018-04-23-SwHyEstimate-

Expert's Estimation

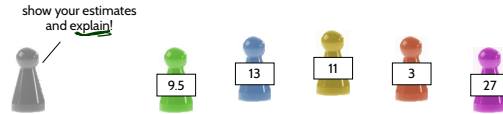
-3-2018-04-23-main-

One approach: the **Delphi** method.


- Step 1:



- Step 2:



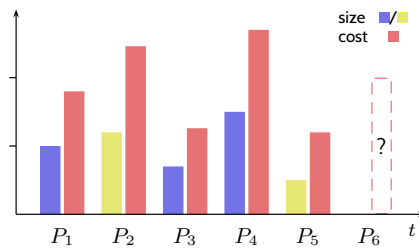
- Step 3:



- Then take the median, for example.

Algorithmic Estimation

Algorithmic Estimation: Principle



Assume:

- Projects P_1, \dots, P_5 took place in the past.
- Sizes S_i , costs C_i , and kinds k_i ($0 = \text{blue-ish}$, $1 = \text{yellow-ish}$) have been measured and recorded.

Question: What is the cost of the new project P_6 ?

Approach:

- Try to **find a function** f such that $f(S_i, k_i) = C_i$, for $1 \leq i \leq 5$.
- Estimate size** \tilde{S}_6 and **kind** \tilde{k}_6 .
- Estimate **cost** C_6 as $\tilde{C}_6 = f(\tilde{S}_6, \tilde{k}_6)$.

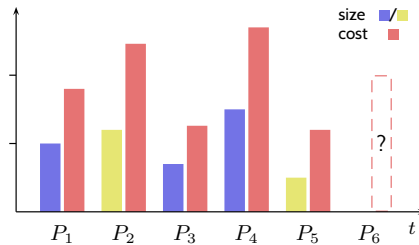
(In the artificial example above, $f(S, k) = S \cdot 1.8 + k \cdot 0.3$ would work, i.e.

if P_6 is of kind **yellow** (thus $\tilde{k}_6 = 1$) and size estimate is $\tilde{S}_6 = 2.7$ then estimate C_6 as $f(\tilde{S}_6, \tilde{k}_6) = 5.16$.)

- 3 - 2018-04-23 - Algorithmic -

29/43

Algorithmic Estimation: Principle



Approach, more general:

- Identify** (measurable) **factors** F_1, \dots, F_n which influence overall cost, like size in LOC.
- Take a **big sample of data from previous projects**.
- Try to **come up with a formula** f such that $f(F_1, \dots, F_n)$ matches previous costs.
- Estimate** values for F_1, \dots, F_n for a new project.
- Take** $f(\tilde{F}_1, \dots, \tilde{F}_n)$ **as cost estimate** \tilde{C} for the new project.
- Conduct new project, **measure** F_1, \dots, F_n and cost C .
- Adjust** f if C is too different from \tilde{C} .

Note:

- The need for (expert's) estimation does not go away: one needs to estimate $\tilde{F}_1, \dots, \tilde{F}_n$.
- Rationale: it is often easier to estimate **technical aspects** than to estimate cost directly.

- 3 - 2018-04-23 - Algorithmic -

29/43

Algorithmic Estimation: COCOMO

- 3 - 2018-04-23 - main -

30/43

Algorithmic Estimation: COCOMO

- **Constructive Cost Model:**
Formulae which fit a huge set of archived project data (from the late 70's).
- Flavours:
 - COCOMO 81 (Boehm, 1981): variants **basic**, **intermediate**, **detailed**
 - COCOMO II (Boehm et al., 2000)
- All flavours are based on estimated program size S measured in DSI (Delivered Source Instructions) or kDSI (1000 DSI).
- Factors like security requirements or experience of the project team are mapped to values for parameters of the formulae.

- COCOMO examples:
 - textbooks like Ludewig and Lichter (2013) (most probably made up)
 - an exceptionally large example:
COCOMO 81 for the Linux kernel (Wheeler, 2006) (and follow-ups)

- 3 - 2018-04-23 - cocomo -

31/43

COCOMO 81

Characteristics of the Type				a	b	Software Project Type
Size	Innovation	Deadlines/Constraints	Dev. Environment			
Small (<50 KLOC)	Little	Not tight	Stable	3.2	1.05	Organic
Medium (<300 KLOC)	Medium	Medium	Medium	3.0	1.12	Semi-detached
Large	Greater	Tight	Complex HW/Interfaces	2.8	1.20	Embedded

Basic COCOMO:

- **effort required:** $E = a \cdot (S/kDSI)^b$ [PM (person-months)]
- **time to develop:** $T = c \cdot E^d$ [months]
- **headcount:** $H = E/T$ [FTE (full time employee)]
- **productivity:** $P = S/E$ [DSI per PM] (← use to check for **plausibility**)

Intermediate COCOMO:

$$E = M \cdot a \cdot (S/kDSI)^b \quad [\text{person-months}]$$

$$M = RELY \cdot CPLX \cdot TIME \cdot ACAP \cdot PCAP \cdot LEXP \cdot TOOL \cdot SCED$$

- 3 - 2018-04-23 - cocomo -

32/43

COCOMO 81: Some Cost Drivers

$$M = RELY \cdot CPLX \cdot TIME \cdot ACAP \cdot PCAP \cdot LEXP \cdot TOOL \cdot SCED$$

factor		very low	low	normal	high	very high	extra high
RELY	required software reliability	0.75	0.88	1	1.15	1.40	
CPLX	product complexity	0.70	0.85	1	1.15	1.30	1.65
TIME	execution time constraint			1	1.11	1.30	1.66
ACAP	analyst capability	1.46	1.19	1	0.86	0.71	
PCAP	programmer capability	1.42	1.17	1	0.86	0.7	
LEXP	programming language experience	1.14	1.07	1	0.95		
TOOL	use of software tools	1.24	1.10	1	0.91	0.83	
SCED	required development schedule	1.23	1.08	1	1.04	1.10	

- **Note:** what, e.g., “extra high” TIME means, may depend on project context. (Consider data from previous projects.)

- 3 - 2018-04-23 - cocomo -

33/43

Consists of

- **Application Composition Model** – project work is configuring components, rather than programming
- **Early Design Model** – adaption of **Function Point** approach (in a minute); does not need completed architecture design
- **Post-Architecture Model** – improvement of **COCOMO 81**; needs completed architecture design, and size of components estimatable

COCOMO II: Post-Architecture

$$E = 2.94 \cdot S^X \cdot M$$

- **Program size:** $S = (1 + REVL) \cdot (S_{new} + S_{equiv})$
 - **requirements volatility** $REVL$:
e.g. if new requirements make 10% of code unusable, then $REVL = 0.1$
 - S_{new} : estimated size minus size w of **re-used code**,
 - $S_{equiv} = w/q$, if writing new code takes q -times the effort of re-use.
- **Scaling factors:**
 $X = \delta + \omega$, $\omega = 0.91$, $\delta = \frac{1}{100} \cdot (PREC + FLEX + RESL + TEAM + PMAT)$

factor		very low	low	normal	high	very high	extra high
PREC	precedentness (experience with similar projects)	6.20	4.96	3.72	2.48	1.24	0.00
FLEX	development flexibility (development process fixed by customer)	5.07	4.05	3.04	2.03	1.01	0.00
RESL	Architecture/risk resolution (risk management, architecture size)	7.07	5.65	4.24	2.83	1.41	0.00
TEAM	Team cohesion (communication effort in team)	5.48	4.38	3.29	2.19	1.10	0.00
PMAT	Process maturity (see CMMI)	7.80	6.24	4.69	3.12	1.56	0.00

COCOMO II: Post-Architecture Cont'd

$$M = RELY \cdot DATA \cdot \dots \cdot SCED$$

group	factor	description
Product factors	RELY	required software reliability
	DATA	size of database
	CPLX	complexity of system
	RUSE	degree of development of reusable components
	DOCU	amount of required documentation
Platform factors	TIME	execution time constraint
	STOR	memory consumption constraint
	PVOL	stability of development environment
Team factors	ACAP	analyst capability
	PCAP	programmer capability
	PCON	continuity of involved personnel
	APEX	experience with application domain
	PLEX	experience with development environment
	LTEX	experience with programming language(s) and tools
Project factors	TOOL	use of software tools
	SITE	degree of distributedness
	SCED	required development schedule

(also in COCOMO 81, new in COCOMO II)

Algorithmic Estimation: Function Points

Algorithmic Estimation: Function Points

Type	Complexity			Sum
	low	medium	high	
input	___·3 =	___·4 =	___·6 =	
output	___·4 =	___·5 =	___·7 =	
query	___·3 =	___·4 =	___·6 =	
user data	___·7 =	___·10 =	___·15 =	
reference data	___·5 =	___·7 =	___·10 =	
Unadjusted function points		UFP		
Value adjustment factor		VAF		
Adjusted function points		AFP = UFP · VAF		

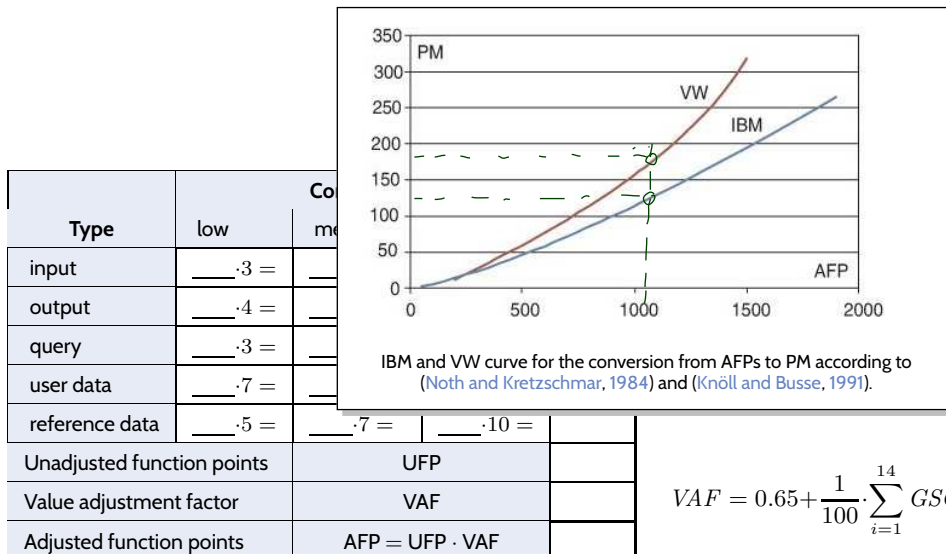
$$VAF = 0.65 + \frac{1}{100} \cdot \sum_{i=1}^{14} GSC_i,$$

$$0 \leq GSC_i \leq 5.$$

- 3 - 2018-04-23 - Softwarepoint -

38/43

Algorithmic Estimation: Function Points



$$VAF = 0.65 + \frac{1}{100} \cdot \sum_{i=1}^{14} GSC_i,$$

$$0 \leq GSC_i \leq 5.$$

- 3 - 2018-04-23 - Softwarepoint -

38/43

COCOMO vs. Function Points

-3-2018-04-23-main-

39/43

Discussion

Ludewig and Lichter (2013) says:

- **Function Point** approach used in practice, in particular for **commercial software** (business software?).
- **COCOMO** tends to **overestimate** in this domain; needs to be adjusted by corresponding factors.

In the end, it's experience, experience, experience:

“Estimate, document, estimate better.” (Ludewig and Lichter, 2013)

Suggestion: start to explicate your experience **now**.

- **Take notes on your projects:**
(e.g., Softwarepraktikum, Bachelor Projekt, Master Bachelor's Thesis, Master Projekt, Master's Thesis, ...)
 - timestamps, size of program created, number of errors found, number of pages written, ...
- **Try to identify factors:** what hindered productivity, what boosted productivity, ...
- Which **detours and mistakes** were **avoidable** in hindsight? How?

-3-2018-04-23-Skriptseiten-

40/43

- **Goal-Question-Metric** approach:
 - Define goals, derive questions, choose metrics.
 - Evaluate and adjust.Recall: It's about the **goal**, not the metrics.
- For **software costs**, we can distinguish
 - net production, quality costs, maintenance.**Software engineering** is about being **economic** in all three aspects.
- Why estimate?
 - **Requirements specification** ('Lastenheft')
 - **Feature specification** ('Pflichtenheft')The latter (plus budget) is usually part of **software contracts**.
- Approaches:
 - **Expert's Estimation**
 - **Algorithmic Estimation**: COCOMO, Function Points
 - estimate cost **indirectly**, by estimating more **technical aspects**.In the end, it's **experience** (and **experience** (and **experience**)).

References

References

- Basili, V. R. and Weiss, D. M. (1984). A methodology for collecting valid software engineering data. *IEEE Transactions of Software Engineering*, 10(6):728–738.
- Bauer, F. L. (1971). Software engineering. In *IFIP Congress (1)*, pages 530–538.
- Boehm, B. W. (1981). *Software Engineering Economics*. Prentice-Hall.
- Boehm, B. W., Horowitz, E., Madachy, R., Reifer, D., Clark, B. K., Steece, B., Brown, A. W., Chulani, S., and Abts, C. (2000). *Software Cost Estimation with COCOMO II*. Prentice-Hall.
- DIN (2009). *Projektmanagement; Projektmanagementsysteme*. DIN 69901-5.
- Jones, G. W. (1990). *Software Engineering*. John Wiley & Sons.
- Knöll, H.-D. and Busse, J. (1991). *Aufwandsschätzung von Software-Projekten in der Praxis: Methoden, Werkzeugeinsatz, Fallbeispiele*. Number 8 in Reihe Angewandte Informatik. BI Wissenschaftsverlag.
- Ludewig, J. and Lichter, H. (2013). *Software Engineering*. dpunkt.verlag, 3. edition.
- Noth, T. and Kretzschmar, M. (1984). *Aufwandsschätzung von DV-Projekten, Darstellung und Praxisvergleich der wichtigsten Verfahren*. Springer-Verlag.
- Wheeler, D. A. (2006). Linux kernel 2.6: It's worth more!