

Software Design, Modelling and Analysis in UML

Lecture 12: Core State Machines III

2011-12-11

Prof. Dr. Andreas Podelski, **Dr. Bernd Westphal**

Albert-Ludwigs-Universität Freiburg, Germany

- 12 - 2011-12-11 - main -

Contents & Goals

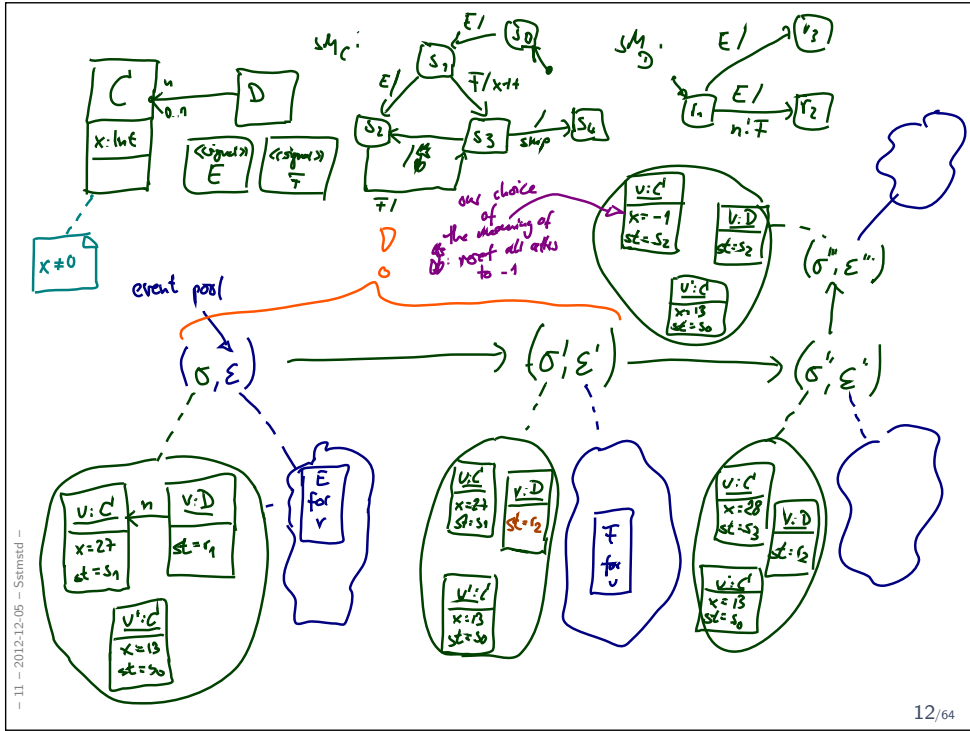
Last Lecture:

- The basic causality model
- Ether

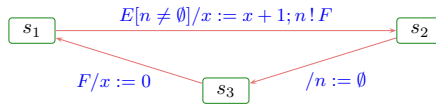
This Lecture:

- **Educational Objectives:** Capabilities for following tasks/questions.
 - What does this State Machine mean? What happens if I inject this event?
 - Can you please model the following behaviour.
 - What is: Signal, Event, Ether, Transformer, Step, RTC.
- **Content:**
 - System Configuration, Transformer
 - Examples for transformer
 - Run-to-completion Step
 - Putting It All Together

- 12 - 2011-12-11 - Sprint -

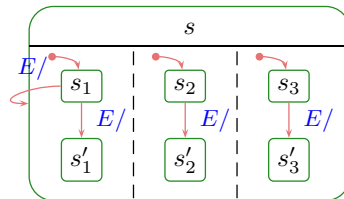


And?



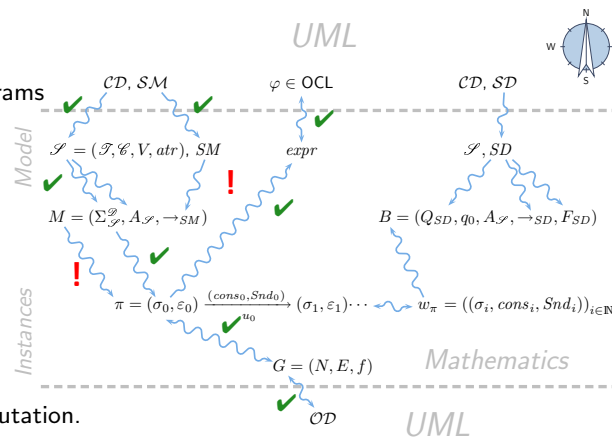
• ...:

- We have to formally define what **event occurrence** is.
- We have to define where events are **stored** – what the event pool is.
- We have to explain how **transitions are chosen** – “matching”.
- We have to explain what the **effect of actions** is – on state and event pool.
- We have to decide on the **granularity** — micro-steps, steps, run-to-completion steps (aka. super-steps)?
- We have to formally define a notion of **stability** and RTC-step **completion**.
- And then: hierarchical state machines.



Roadmap: Chronologically

- (i) What do we (have to) cover?
UML State Machine Diagrams **Syntax**.
- (ii) Def.: Signature with **signals**.
- (iii) Def.: **Core state machine**.
- (iv) Map UML State Machine Diagrams
✓ to core state machines.
 - Semantics:**
 - The Basic Causality Model
 - ✓ (v) Def.: **Ether** (aka. event pool)
 - ✓ (vi) Def.: **System configuration**.
 - (vii) Def.: **Event**.
 - (viii) Def.: **Transformer**.
 - (ix) Def.: **Transition system**, computation.
 - (x) Transition relation induced by core state machine.
 - (xi) Def.: **step, run-to-completion step**.
 - (xii) Later: Hierarchical state machines.



System Configuration, Ether, Transformer

Ether aka. Event Pool

Definition. Let $\mathcal{S} = (\mathcal{I}, \mathcal{C}, V, \text{attr})$ be a signature with signals and \mathcal{D} a structure.

We call a ^{tuple} ~~structure~~ $(\text{Eth}, \text{ready}, \oplus, \ominus, [\cdot])$ an **ether** over \mathcal{S} and \mathcal{D} if and only if it provides

- a **ready** operation which yields a set of events that are ready for a given object, i.e. *for an event and an object pool \mathcal{E} identify \mathcal{U} obtain a set of signal-instance identifiers*

$$\text{ready} : \text{Eth} \times \mathcal{D}(\mathcal{C}) \rightarrow 2^{\mathcal{D}(\mathcal{E})}$$

- a operation to **insert** an event destined for a given object, i.e.

$$\oplus : \text{Eth} \times \mathcal{D}(\mathcal{C}) \times \mathcal{D}(\mathcal{E}) \rightarrow \text{Eth} \ni \mathcal{E}'$$

\mathcal{E}_m destination id \mathcal{U}_m event id \mathcal{V}_m obtain another event pool

- a operation to **remove** an event, i.e.

$$\ominus : \text{Eth} \times \mathcal{D}(\mathcal{E}) \rightarrow \text{Eth}$$

- an operation to clear the ether for a given object, i.e.

$$[\cdot] : \text{Eth} \times \mathcal{D}(\mathcal{C}) \rightarrow \text{Eth}.$$

16/64

Ether and [OMG, 2007b]

The standard distinguishes (among others)

- **SignalEvent** [OMG, 2007b, 450] and **Reception** [OMG, 2007b, 447].

On **SignalEvents**, it says *"reception takes place", more conceptual; for us: discard / discard*

for us: event
A signal event represents the receipt of an asynchronous signal instance. A signal event may, for example, cause a state machine to trigger a transition. [OMG, 2007b, 449]

[...]

Semantic Variation Points

= messages

The means by which requests are transported to their target depend on the type of requesting action, the target, the properties of the communication medium, and numerous other factors.

In some cases, this is instantaneous and completely reliable while in others it may involve transmission delays of variable duration, loss of requests, reordering, or duplication.

(See also the discussion on page 421.) [OMG, 2007b, 450]

Our **ether** is a general representation of the possible choices.

Often seen minimal requirement: order of sending **by one object** is preserved. But: we'll later briefly discuss "discarding" of events.

System Configuration

Definition. Let $\mathcal{S}_0 = (\mathcal{T}_0, \mathcal{C}_0, V_0, atr_0, \mathcal{E})$ be a signature with signals, \mathcal{D}_0 a structure of \mathcal{S}_0 , $(Eth, ready, \oplus, \ominus, [\cdot])$ an ether over \mathcal{S}_0 and \mathcal{D}_0 . Furthermore assume there is one core state machine M_C per class $C \in \mathcal{C}$.

A **system configuration** over \mathcal{S}_0 , \mathcal{D}_0 , and Eth is a pair

a type name for the set of states in C 's state machine $(\sigma, \varepsilon) \in \Sigma_{\mathcal{S}_0}^{\mathcal{D}_0} \times Eth$

where

- $\mathcal{S} = (\mathcal{T}_0 \dot{\cup} \{S_{M_C} \mid C \in \mathcal{C}\}, \mathcal{C}_0,$

$V_0 \dot{\cup} \{(stable : Bool, -, true, \emptyset)\}$

$\dot{\cup} \{(st_C : S_{M_C}, +, s_0, \emptyset) \mid C \in \mathcal{C}\}$

$\dot{\cup} \{(params_E : E_{0,1}, +, \emptyset, \emptyset) \mid E \in \mathcal{E}_0\},$

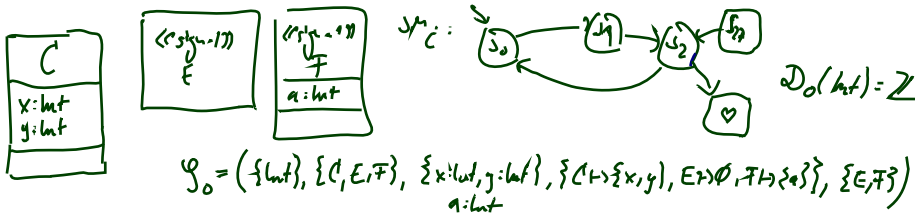
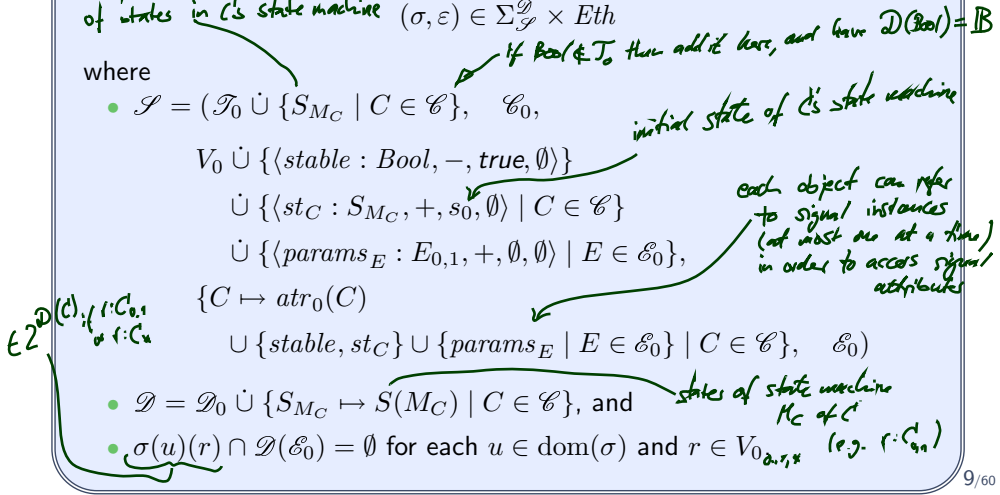
$\{C \mapsto atr_0(C)$

$\cup \{stable, st_C\} \cup \{params_E \mid E \in \mathcal{E}_0\} \mid C \in \mathcal{C}\}, \mathcal{E}_0)$

- $\mathcal{D} = \mathcal{D}_0 \dot{\cup} \{S_{M_C} \mapsto S(M_C) \mid C \in \mathcal{C}\},$ and

- $\sigma(u)(r) \cap \mathcal{D}(\mathcal{E}_0) = \emptyset$ for each $u \in \text{dom}(\sigma)$ and $r \in V_{0,a,r,x}$ (e.g. $r: C_{a,n}$)

- 12 - 2011-12-11 - Sstnsem -



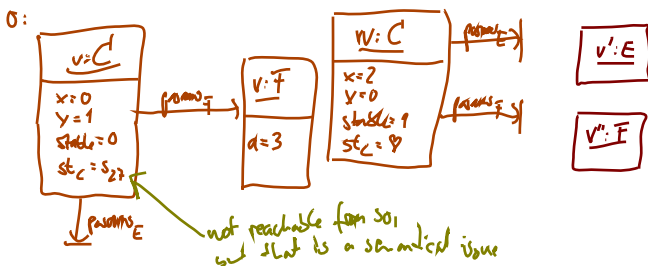
$\mathcal{S}_0 = (\{int\}, \{C, E, F\}, \{x: int, y: int\}, \{C \mapsto \{x, y\}, E \mapsto \emptyset, F \mapsto \{a\}\}, \{E, F\})$

$\mathcal{S} = (\{int, S_{M_C}\}, \{C, E, F\}, \{x, y, a: int, stable: Bool, st_C: S_{M_C}, params_E: E_{0,1}, params_F: F_{0,1}\}, \{C \mapsto \{x, y, stable, st_C, params_E, params_F\}, E \mapsto \emptyset, F \mapsto \{a\}\}, \{E, F\})$

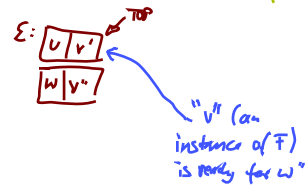
$\mathcal{D}(int) = \mathcal{D}_0(int)$

$\mathcal{D}(S_{M_C}) = \{s_0, s_1, s_2, \emptyset, s_{23}\}$

if Eth is shared FIFO queue



not reachable from s_0 , but that is a semantic issue



System Configuration Step-by-Step

- We start with some signature with signals $\mathcal{S}_0 = (\mathcal{T}_0, \mathcal{C}_0, V_0, atr_0, \mathcal{E})$.
- A **system configuration** is a pair (σ, ε) which comprises a system state σ wrt. \mathcal{S} (not wrt. \mathcal{S}_0).
- Such a **system state** σ wrt. \mathcal{S} provides, for each object $u \in \text{dom}(\sigma)$,
 - values for the **explicit attributes** in V_0 ,
 - values for a number of **implicit attributes**, namely
 - a **stability flag**, i.e. $\sigma(u)(stable)$ is a boolean value,
 - a **current (state machine) state**, i.e. $\sigma(u)(st)$ denotes one of the states of core state machine M_C ,
 - a temporary association to access **event parameters** for each class, i.e. $\sigma(u)(params_E)$ is defined for each $E \in \mathcal{E}$.
- For convenience require: there is **no link to an event** except for $params_E$.

Stability

Definition.

Let (σ, ε) be a system configuration over some $\mathcal{S}_0, \mathcal{D}_0, Eth$.

We call an object $u \in \text{dom}(\sigma) \cap \mathcal{D}(\mathcal{C}_0)$ **stable in σ** if and only if

$$\sigma(u)(stable) = true.$$

Events Are Instances of Signals

Definition. Let \mathcal{D}_0 be a structure of the signature with signals $\mathcal{S}_0 = (\mathcal{T}_0, \mathcal{C}_0, V_0, atr_0, \mathcal{E})$ and let $E \in \mathcal{E}_0$ be a **signal**.

Let $atr(E) = \{v_1, \dots, v_n\}$. We call

$$e = (E, \{v_1 \mapsto d_1, \dots, v_n \mapsto d_n\}),$$

or shorter (if mapping is clear from context)

$$(E, (d_1, \dots, d_n)) \text{ or } (E, \vec{d}),$$

an **event** (or an instance) of signal E (if type-consistent).

We use $Evs(\mathcal{E}_0, \mathcal{D}_0)$ to denote the set of all events of all signals in \mathcal{S}_0 wrt. \mathcal{D}_0 .

As we always try to maximize confusion...:

- By our existing naming convention, $u \in \mathcal{D}(E)$ is also called **instance** of the (signal) class E in system configuration (σ, ε) if $u \in \text{dom}(\sigma)$.
- The corresponding event is then $(E, \sigma(u))$.

12/60

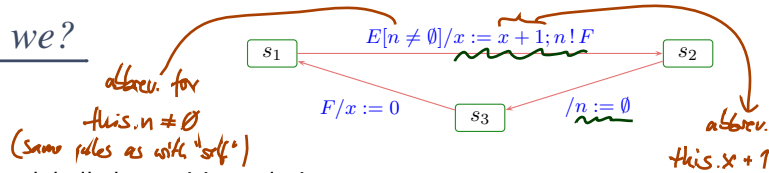
Signals? Events...? Ether...?!

The idea is the following:

- **Signals** are **types** (classes).
- **Instances of signals** (in the standard sense) are kept in the **system state** component σ of system configurations (σ, ε) .
- **Identities** of signal instances are kept in the **ether**.
- Each signal instance is in particular an **event** — somehow “a recording that this signal occurred” (without caring for its identity)
- The main difference between **signal instance** and **event**:
Events don't have an identity.
- Why is this useful? In particular for **reflective** descriptions of behaviour, we are typically not interested in the identity of a signal instance, but only whether it is an “ E ” or “ F ”, and which parameters it carries.

13/60

Where are we?



- **Wanted:** a labelled transition relation

$$(\sigma, \varepsilon) \xrightarrow[\cup]{(cons, Snd)} (\sigma', \varepsilon')$$

on system configuration, labelled with the **consumed** and **sent** events, (σ', ε') being the result (or effect) of **one object** u_x taking a transition of **its** state machine from the current state mach. state $\sigma(u_x)(st_C)$.

- **Have:** system configuration (σ, ε) comprising current state machine state and stability flag for each object, and the ether.

- **Plan:**

- Introduce **transformer** as the semantics of action annotations.

Intuitively, (σ', ε') is the effect of applying the transformer of the taken transition.

- Explain how to choose transitions depending on ε and when to stop taking transitions — the **run-to-completion “algorithm”**.

Transformer

Definition.

Let $\Sigma_{\mathcal{D}}$ the set of system configurations over some $\mathcal{S}_0, \mathcal{D}_0, Eth$.

We call a relation

$$t \subseteq \mathcal{D}(\mathcal{C}) \times (\Sigma_{\mathcal{D}} \times Eth) \times (\Sigma_{\mathcal{D}} \times Eth)$$

a (system configuration) **transformer**.

because of non-determinism

the object “executing” the action

sys. config after

system configuration before

- In the following, we assume that each application of a transformer t to some system configuration (σ, ε) for object u_x is associated with a set of **observations**

$$Obs_t[u_x](\sigma, \varepsilon) \in 2^{\mathcal{D}(\mathcal{C}) \times \mathcal{D}(\mathcal{C}) \times Evs(\mathcal{C} \dot{\cup} \{*, +\}, \mathcal{D}) \times \mathcal{D}(\mathcal{C})}$$

Handwritten notes: sender, receiver, events without identity, special symbols for create/destroy, signal instance, receiver or destination.

- An observation $(u_{src}, u_e, (E, \vec{d}), u_{dst}) \in Obs_t[u_x](\sigma, \varepsilon)$ represents the information that, as a “side effect” of u_x executing t , an event (!) (E, \vec{d}) has been sent from u_{src} to u_{dst} .

Special cases: creation/destruction.

Why Transformers?

- **Recall** the (simplified) syntax of transition annotations:

$$\text{annot} ::= [\langle \text{event} \rangle ['[' \langle \text{guard} \rangle ']'] ['/' \langle \text{action} \rangle]]$$

- **Clear:** $\langle \text{event} \rangle$ is from \mathcal{E} of the corresponding signature.
- **But:** What are $\langle \text{guard} \rangle$ and $\langle \text{action} \rangle$?
 - UML can be viewed as being **parameterized** in **expression language** (providing $\langle \text{guard} \rangle$) and **action language** (providing $\langle \text{action} \rangle$).
 - **Examples:**
 - **Expression Language:**
 - OCL
 - Java, C++, ... expressions
 - ...
 - **Action Language:**
 - UML Action Semantics, "Executable UML"
 - Java, C++, ... statements (plus some event send action)
 - ...

In the following, we consider:

$$\begin{aligned} \text{Act}_y &::= \{ \text{skip} \} \\ &\cup \{ \text{update}(e_1, v, e_2) \mid e_1, e_2 \in \text{OCLExp}_y, v \in V \} \\ &\cup \{ \text{send}(e_1, E, e_2) \mid e_1, e_2 \in \text{OCLExp}_y, E \in \mathcal{E} \} \\ &\cup \{ \text{create}(C, e, v) \mid e \in \text{OCLExp}_y, C \in \mathcal{C}, v \in V \} \\ &\cup \{ \text{destroy}(e) \mid e \in \text{OCLExp}_y \} \end{aligned}$$

Exp_y : OCL expressions over \mathcal{Y}

Transformers as Abstract Actions!

In the following, we assume that we're **given**

- an **expression language** $Expr$ for guards, and
- an **action language** Act for actions,

and that we're **given**

- a **semantics** for boolean expressions in form of a partial function

$$I[\![\cdot]\!] (\cdot, \cdot) : Expr \rightarrow ((\Sigma_{\mathcal{C}} \times (\{this\} \rightarrow \mathcal{D}(\mathcal{C}))) \rightarrow \mathbb{B})$$

which evaluates expressions in a given system configuration,

Assuming I to be partial is a way to treat "undefined" during runtime. If I is not defined (for instance because of dangling-reference navigation or division-by-zero), we want to go to a designated "error" system configuration.

- a **transformer** for each action: for each $act \in Act$, we assume to have

$$t_{act} \subseteq \mathcal{D}(\mathcal{C}) \times (\Sigma_{\mathcal{C}} \times Eth) \times (\Sigma_{\mathcal{C}} \times Eth)$$

example OCL:

$$I[Expr](\sigma, \nu) = \begin{cases} \text{true, if } I[Expr](\sigma, \{this \mapsto \nu\}) \\ \text{false, if } I[Expr](\sigma, \{this \mapsto \nu\}) = \text{true} \\ \text{undefined otherwise} \end{cases}$$

Expression/Action Language Examples

We can make the assumptions from the previous slide because **instances exist**:

- for OCL, we have the OCL semantics from Lecture 03. Simply remove the pre-images which map to " \perp ".
- for Java, the operational semantics of the SWT lecture uniquely defines transformers for sequences of Java statements.

We distinguish the following kinds of transformers:

- **skip**: do nothing — recall: this is the default action
- **send**: modifies ε — interesting, because state machines are built around sending/consuming events
- **create/destroy**: modify domain of σ — not specific to state machines, but let's discuss them here as we're at it
- **update**: modify own or other objects' local state — boring

Transformer Examples: Presentation

abstract syntax	concrete syntax
op	
intuitive semantics	...
well-typedness	...
semantics	$((\sigma, \varepsilon), (\sigma', \varepsilon')) \in t_{\text{op}}[u_x]$ iff ... or $t_{\text{op}}[u_x](\sigma, \varepsilon) = \{(\sigma', \varepsilon')\}$ where ...
observables	$Obs_{\text{op}}[u_x] = \{\dots\}$, not a relation, depends on choice
(error) conditions	Not defined if ...

object "execution" - action of

Transformer: Skip

abstract syntax	concrete syntax
skip	skip
intuitive semantics	do nothing
well-typedness	./.
semantics	$t[u_x](\sigma, \varepsilon) = \{(\sigma, \varepsilon)\}$
observables	$Obs_{\text{skip}}[u_x](\sigma, \varepsilon) = \emptyset$
(error) conditions	

"if u_x executes skip on (σ, ε) , this results in (σ, ε) "

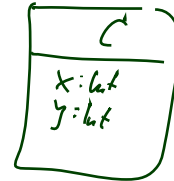
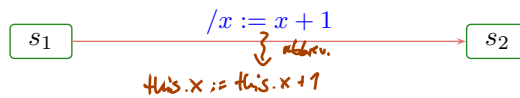
Transformer: Update

abstract syntax update($expr_1, v, expr_2$)	concrete syntax $expr_1.v := expr_2$ (<i>def. this.v := expr_2</i>)
intuitive semantics Update attribute v in the object denoted by $expr_1$ to the value denoted by $expr_2$.	
well-typedness $expr_1 : \tau_C$ and $v : \tau \in atr(C)$; $expr_2 : \tau$; $expr_1, expr_2$ obey visibility and navigability	
semantics $t_{update(expr_1, v, expr_2)}[u_x](\sigma, \varepsilon) = \{(\sigma', \varepsilon)\}$ where $\sigma' = \sigma[u \mapsto \sigma(u)[v \mapsto I[expr_2](\sigma, \beta)]]$ with $u = I[expr_1](\sigma, \beta), \beta = \{this \mapsto u_x\}$.	
observables $Obs_{update(expr_1, v, expr_2)}[u_x] = \emptyset$	
(error) conditions Not defined if $I[expr_1](\sigma, \beta)$ or $I[expr_2](\sigma, \beta)$ not defined.	

Handwritten notes:
 - $v := expr_2$ (def. this.v := expr_2)
 - $then\ doesn't\ change$ (pointing to σ')
 - $semantics\ of\ Expr_2$ (in our case $OCCL$) (pointing to $I[expr_2](\sigma, \beta)$)
 - $changing\ the\ value\ of\ v,$ (pointing to $v \mapsto I[expr_2](\sigma, \beta)$)
 - $in\ in\ u$ (pointing to u)
 - $ie\ t_{update}(\cdot, \cdot)[u_x](\sigma, \varepsilon) = \emptyset$

Update Transformer Example

SM_C:



update($expr_1, v, expr_2$)

$$t_{update(expr_1, v, expr_2)}[u_x](\sigma, \varepsilon) = (\sigma[u \mapsto \sigma(u)[v \mapsto I[expr_2](\sigma, \beta)]], \varepsilon),$$

$$u = I[expr_1](\sigma, \beta)$$

σ : $\frac{u_1 : C}{x = 4, y = 0}$ $\xrightarrow{u_x = u_1}$ σ' : $\frac{u_1 : C}{x = 5, y = 0}$

ε : $\frac{I[this.x](\sigma, \beta) + I[1](\sigma, \beta)}{= 4 + 1 = 5}$

Handwritten calculation:
 $t_{update}(u_1)(\sigma, \varepsilon) = (\sigma[u_1 \mapsto \sigma(u_1)[x \mapsto I[this.x](\sigma, \beta) + I[1](\sigma, \beta)]], \varepsilon)$
 $= (\sigma[u_1 \mapsto \sigma(u_1)[x \mapsto 4 + 1]], \varepsilon)$
 $= (\sigma[u_1 \mapsto \sigma(u_1)[x = 5]], \varepsilon)$
 $= \sigma'$

References

References

- [Harel and Gery, 1997] Harel, D. and Gery, E. (1997). Executable object modeling with statecharts. *IEEE Computer*, 30(7):31–42.
- [OMG, 2007a] OMG (2007a). Unified modeling language: Infrastructure, version 2.1.2. Technical Report formal/07-11-04.
- [OMG, 2007b] OMG (2007b). Unified modeling language: Superstructure, version 2.1.2. Technical Report formal/07-11-02.