

Software Design, Modelling and Analysis in UML

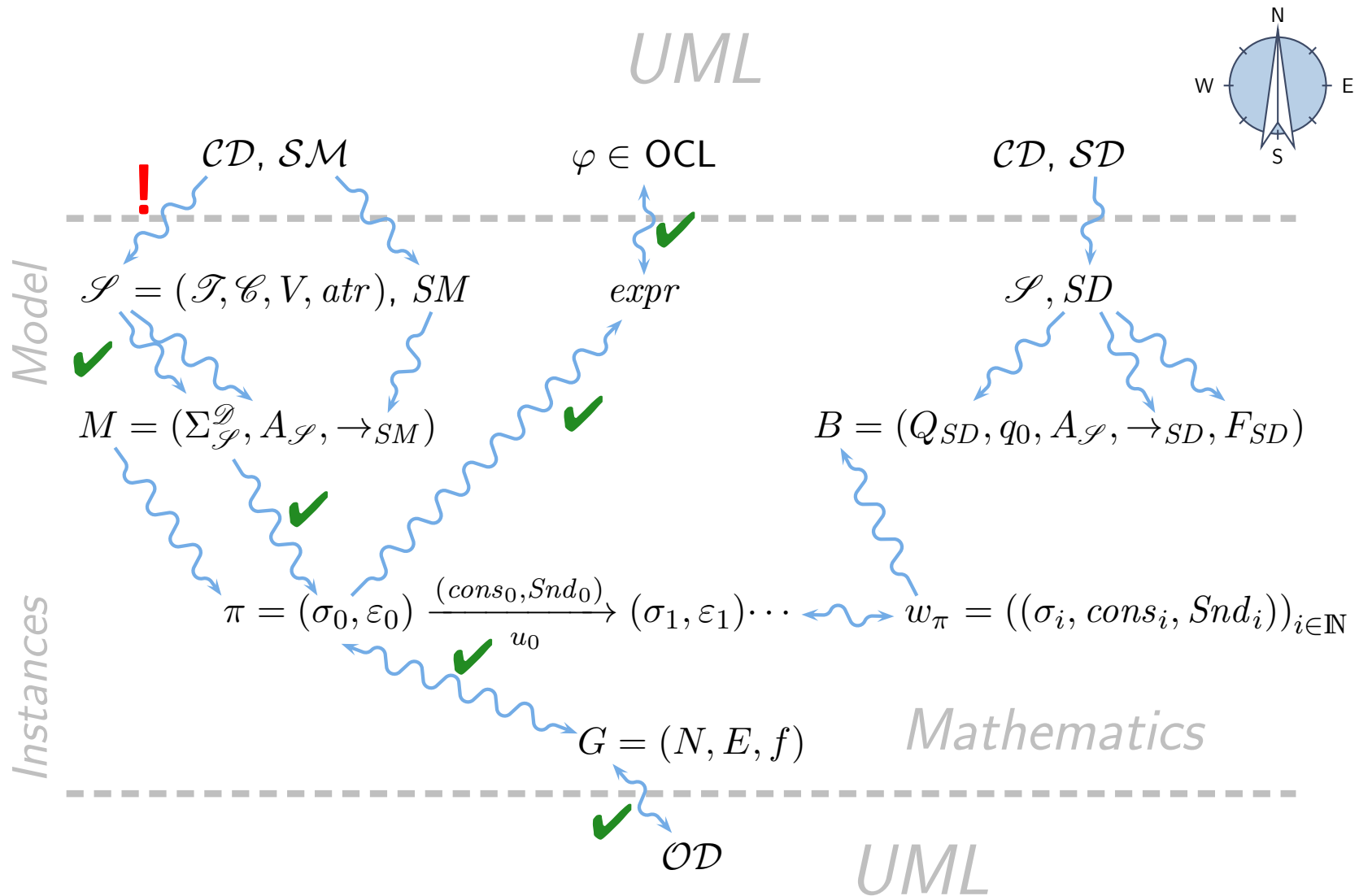
Lecture 6: Class Diagrams I

2015-11-12

Prof. Dr. Andreas Podelski, **Dr. Bernd Westphal**

Albert-Ludwigs-Universität Freiburg, Germany

Course Map



Contents & Goals

Last Lecture:

- Object Diagrams
 - partial vs. complete; for analysis; for documentation. . .

This Lecture:

- **Educational Objectives:** Capabilities for following tasks/questions.
 - What is a class diagram?
 - For what purposes are class diagrams useful?
 - Could you please map this class diagram to a signature?
 - Could you please map this signature to a class diagram?
- **Content:**
 - Study UML syntax.
 - Prepare (extend) definition of signature.
 - Map class diagram to (extended) signature.
 - Stereotypes.

UML Class Diagrams: Stocktaking

Recall: Signature vs. Class Diagram

Basic Object System Signature Another Example

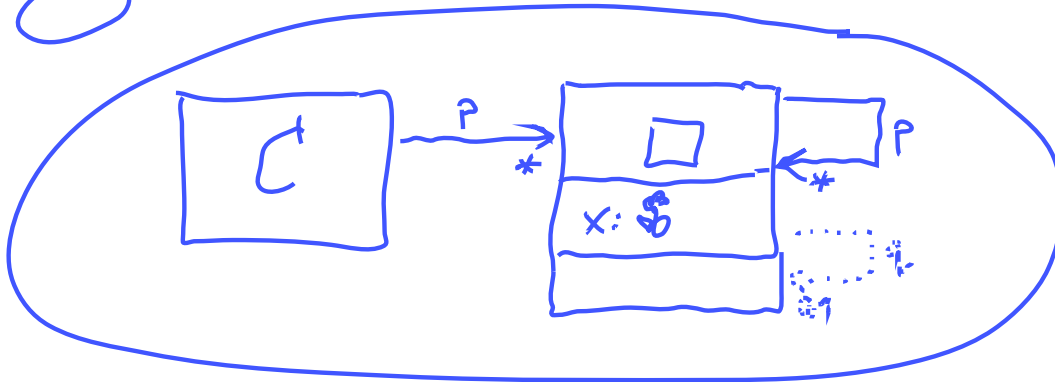
$\mathcal{S} = (\mathcal{T}, \mathcal{C}, V, atr)$ where

- (basic) types \mathcal{T} and classes \mathcal{C} (both finite),
- typed attributes V, τ from \mathcal{T} , or $C_{0,1}$ or C_* , for some $C \in \mathcal{C}$,
- $atr : \mathcal{C} \rightarrow 2^V$ mapping classes to attributes.

Example:

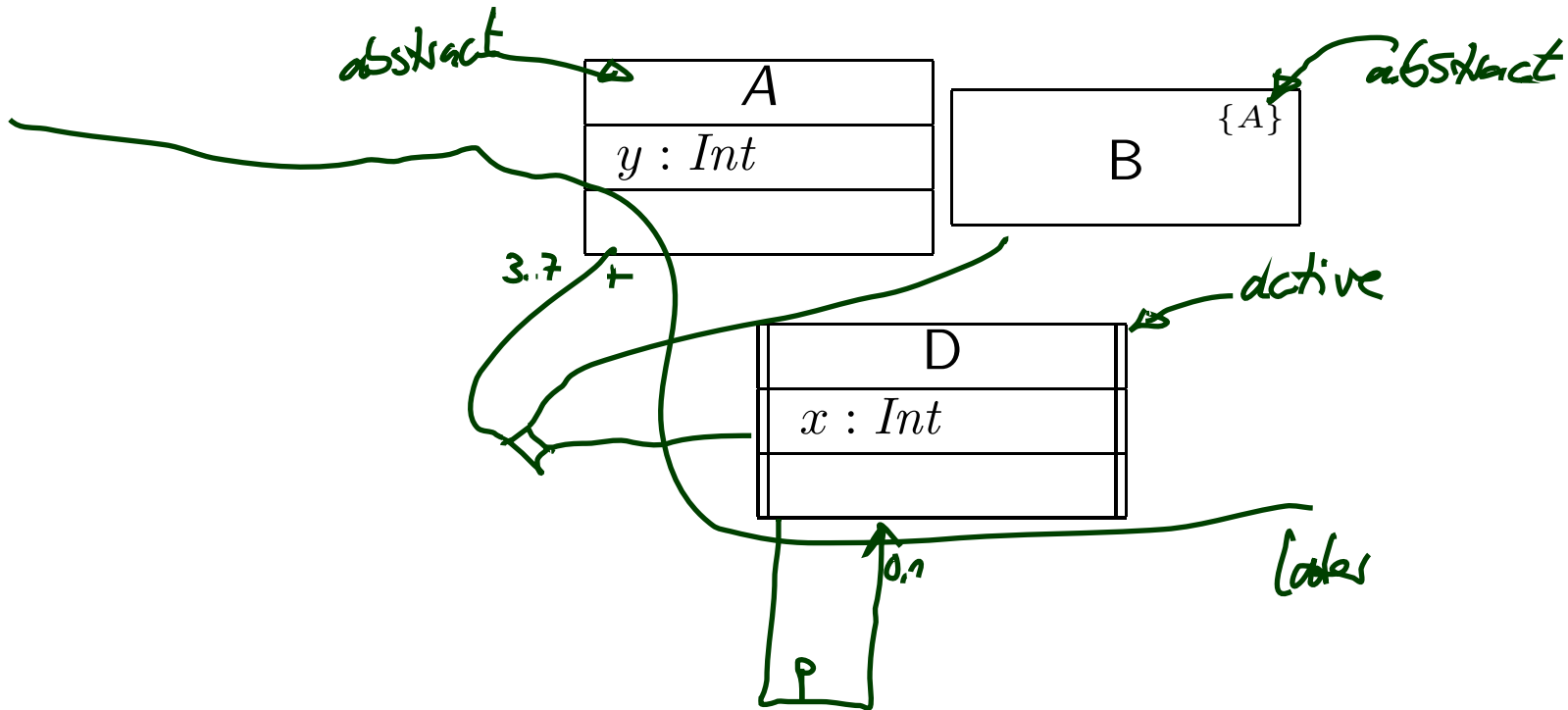
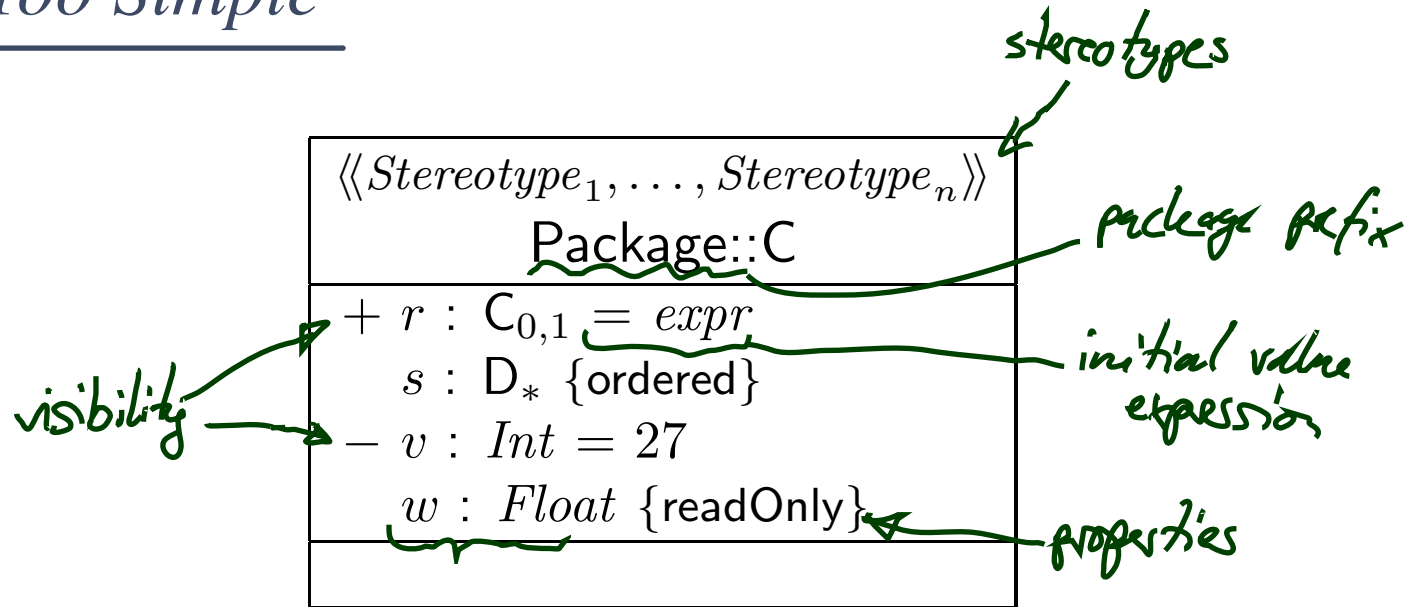
$\mathcal{S}_1 = (\{\$, MyType\}, \{C, \square\}, \{x: \$, p: \square_*, q: \square_{0,1}\},$
 $\{C \mapsto \{p\}, \square \mapsto \{x, p\}\})$

no, int $\notin \mathcal{T}$ of \mathcal{S}_1
need not be used (if not used, may be omitted)



looks like a class diagram...

That'd Be Too Simple



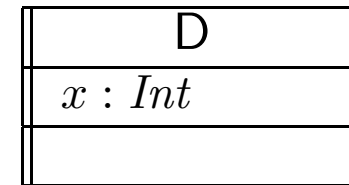
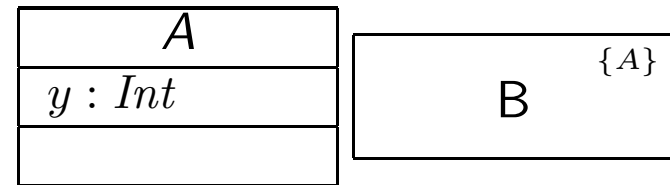
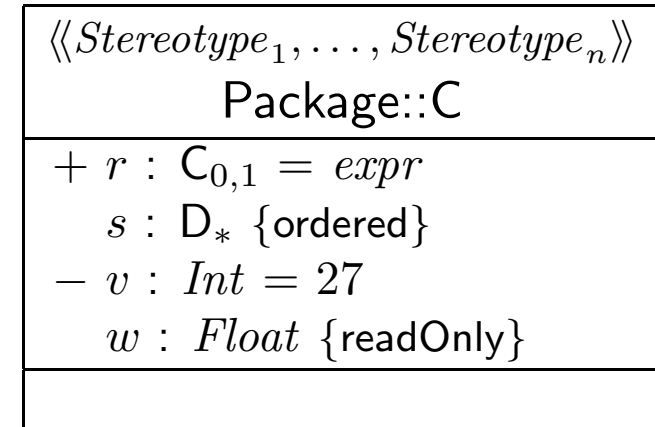
What Do We Want / Have to Cover?

A class

- has a set of **stereotypes**,
- has a **name**, ✓
- belongs to a **package**,
- can be **abstract**,
- can be **active**,
- has a set of **attributes**, ✓
- has a set of **operations**. (later)

Each **attribute** has

- a **visibility**,
- a **name**, ✓, a **type**, ✓
- a **multiplicity**, an **order**, (later)
- an **initial value**, and
- a set of **properties**, such as **readOnly**, **ordered**, etc.





Wanted: places in the signature to represent the information from the picture.

Extended Signature

Extended Signature

Definition. An (Extended) Object System **Signature** is a quadruple $\mathcal{S} = (\mathcal{I}, \mathcal{C}, V, atr)$ where

- \mathcal{I} is a set of (basic) **types**,
- \mathcal{C} is a finite set of **classes** $\langle C, S_C, a, t \rangle$ where
 - S_C is a finite (possibly empty) set of **stereotypes**,
 - $a \in \mathbb{B}$ is a boolean flag indicating whether C is **abstract**,
 - $t \in \mathbb{B}$ is a boolean flag indicating whether C is **active**,
- V is a finite set of **attributes** $\langle v : T, \xi, expr_0, P_v \rangle$ where
 - T is a type from \mathcal{I} , or $C_{0,1}, C_*$ for some $C \in \mathcal{C}$,
 - $\xi \in \{\underbrace{\text{public}}_{:=+}, \underbrace{\text{private}}_{:= -}, \underbrace{\text{protected}}_{:=\#}, \underbrace{\text{package}}_{:=\sim}\}$ is the **visibility**, 
 - an **initial value expression** $expr_0$ given as a word from a **language for initial value expressions**, e.g. OCL, or C++ in the Rhapsody tool, 
 - a finite (possibly empty) set of **properties** P_v .
- $atr : \mathcal{C} \rightarrow 2^V$ maps each class to its set of attributes.

We use $S_{\mathcal{C}}$ to denote the set $\bigcup_{C \in \mathcal{C}} S_C$ of stereotypes in \mathcal{S} .

Conventions

- We write $\langle C, S_C, a, t \rangle$ if we want to refer to **all aspects** of C .
- If the new aspects are irrelevant (for a given context), we simply write \underline{C} i.e. old definitions are still valid.

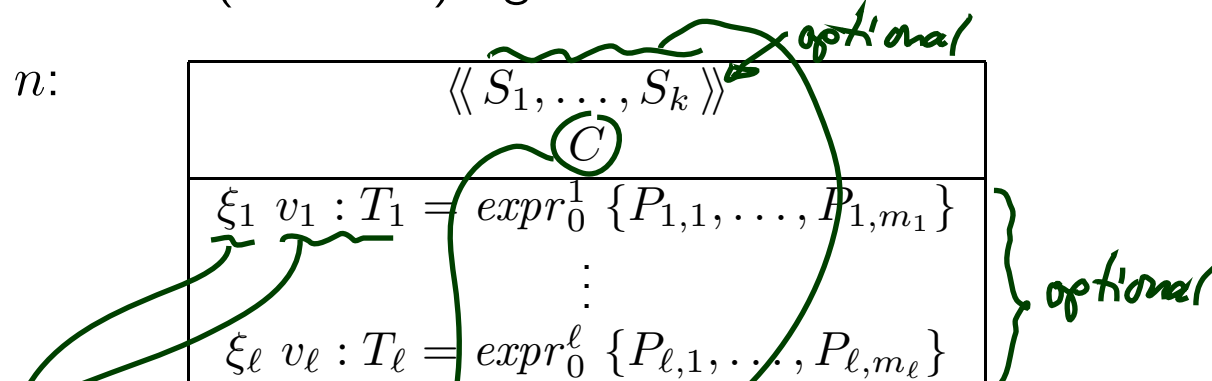
- We write $\langle v : T, \xi, expr_0, P_v \rangle$ if we want to refer **to all aspects** of v .
- Write only $\underline{v : T}$ or v if details are irrelevant.

- **Note:**
All definitions we have up to now **principally still apply** as they are stated in terms of, e.g., $C \in \mathcal{C}$ — which still has a meaning with the extended view.
For instance, system states and object diagrams will remain mostly unchanged.
- **The other way round:** **most** of the newly added aspects **do not contribute** to the constitution of system states or object diagrams.

Mapping UML Class Diagrams to Extended Signatures

From Class Boxes to Extended Signatures

A class box n **induces** an (extended) signature class as follows:



$$\underline{C(n)} := \langle \underline{C}, \{S_1, \dots, S_k\}, \underline{a(n)}, \underline{t(n)} \rangle$$

$$\underline{V(n)} := \{ \langle v_1 : T_1, \xi_1, \text{expr}_0^1, \{P_{1,1}, \dots, P_{1,m_1}\} \rangle, \dots, \langle v_\ell : T_\ell, \xi_\ell, \text{expr}_0^\ell, \{P_{\ell,1}, \dots, P_{\ell,m_\ell}\} \rangle \}$$

$$\text{atr}(n) := \{ C \mapsto \{v_1, \dots, v_\ell\} \}$$

where

- “abstract” is determined by the font:

$$a(n) = \begin{cases} \text{true} & , \text{ if } n = \boxed{C} \text{ or } n = \boxed{C \{A\}} \\ \text{false} & , \text{ otherwise} \end{cases}$$

- “active” is determined by the frame:

$$t(n) = \begin{cases} \text{true} & , \text{ if } n = \boxed{\boxed{C}} \text{ or } n = \boxed{\boxed{C}} \\ \text{false} & , \text{ otherwise} \end{cases}$$

Example

$\langle\langle S_1, \dots, S_k \rangle\rangle$ C
$\xi_1 v_1 : T_1 = \text{expr}_0^1 \{P_{1,1}, \dots, P_{1,m_1}\}$
\vdots
$\xi_\ell v_\ell : T_\ell = \text{expr}_0^\ell \{P_{\ell,1}, \dots, P_{\ell,m_\ell}\}$

\Downarrow

$$C(n) := \langle C, \{S_1, \dots, S_k\}, a(n), t(n) \rangle$$

$$V(n) := \{ \langle v_1 : T_1, \xi_1, \text{expr}_0^1, \{P_{1,1}, \dots, P_{1,m_1}\} \rangle, \dots, \langle v_\ell : T_\ell, \xi_\ell, \text{expr}_0^\ell, \{P_{\ell,1}, \dots, P_{\ell,m_\ell}\} \rangle \}$$

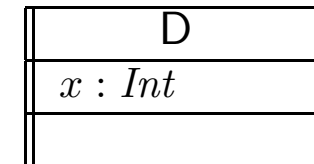
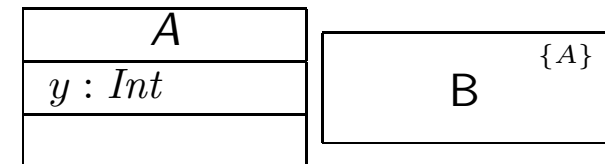
$$\text{atr}(n) := \{ C \mapsto \{v_1, \dots, v_\ell\} \}$$

$$C(n) = \langle C, \{ \text{Stereotype}_1, \dots, \text{Stereotype}_n \}, \text{false}, \text{false} \rangle$$

$$V(n) = \{ \langle r : C_{0,1}, +, \text{expr}, \emptyset \rangle, \langle v : \text{Int}, -, 27, \emptyset \rangle, \langle s : D_*, ? \rangle \}$$

n

$\langle\langle \text{Stereotype}_1, \dots, \text{Stereotype}_n \rangle\rangle$ Package::C
$+ r : C_{0,1} = \text{expr}$
$s : D_* \{ \text{ordered} \}$
$- v : \text{Int} = 27$
$w : \text{Float} \{ \text{readOnly} \}$



What If Things Are Missing?

It depends.

- What does the standard say? (OMG, 2011a, 121)

“Presentation Options.

The type, visibility, default, multiplicity, property string may be suppressed from being displayed, even if there are values in the model.”

- **Visibility**: There is no “no visibility” — an attribute **has** a visibility in the (extended) signature.
Some (and we) assume **public** as default, but conventions may vary.
- **Initial value**: some assume it **given by domain** (such as “leftmost value”, but what is “leftmost” of \mathbb{Z} ?).
Some (and we) understand **non-deterministic initialisation** if not given.
- **Properties**: probably safe to assume \emptyset if not given at all.

Example Cont'd

$\langle\langle S_1, \dots, S_k \rangle\rangle$
C
$\xi_1 v_1 : T_1 = \text{expr}_0^1 \{P_{1,1}, \dots, P_{1,m_1}\}$
\vdots
$\xi_\ell v_\ell : T_\ell = \text{expr}_0^\ell \{P_{\ell,1}, \dots, P_{\ell,m_\ell}\}$

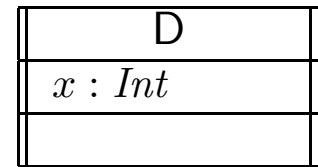
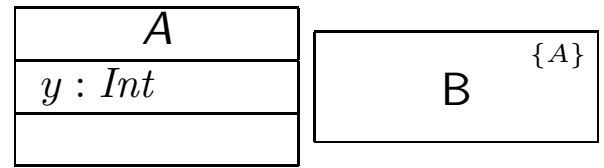
\Downarrow

$$C(n) := \langle C, \{S_1, \dots, S_k\}, a(n), t(n) \rangle$$

$$V(n) := \{ \langle v_1 : T_1, \xi_1, \text{expr}_0^1, \{P_{1,1}, \dots, P_{1,m_1}\} \rangle, \dots, \langle v_\ell : T_\ell, \xi_\ell, \text{expr}_0^\ell, \{P_{\ell,1}, \dots, P_{\ell,m_\ell}\} \rangle \}$$

$$\text{atr}(n) := \{ C \mapsto \{v_1, \dots, v_\ell\} \}$$

$\langle\langle \text{Stereotype}_1, \dots, \text{Stereotype}_n \rangle\rangle$
Package::C
$+ r : C_{0,1} = \text{expr}$
$s : D_* \{ordered\}$
$- v : Int = 27$
$w : Float \{readOnly\}$



\vdots
 $\langle S : D_*, +, ?, \{ordered\} \rangle$
 \hookrightarrow
 $\langle S : D_*, +, \emptyset, \{ordered\} \rangle$

From Class Diagrams to Extended Signatures

- We view a **class diagram** \mathcal{CD} as a graph with nodes $\{n_1, \dots, n_N\}$ (each “class rectangle” is a node).
 - $\mathcal{C}(\mathcal{CD}) := \{C(n_i) \mid 1 \leq i \leq N\}$
 - $V(\mathcal{CD}) := \bigcup_{i=1}^N V(n_i)$
 - $atr(\mathcal{CD}) := \bigcup_{i=1}^N atr(n_i)$
- In a **UML model**, we can have **finitely many** class diagrams,

$$\mathcal{CD} = \{\mathcal{CD}_1, \dots, \mathcal{CD}_k\},$$

which **induce** the following signature:

$$\mathcal{S}(\mathcal{CD}) = \left(\mathcal{T}, \bigcup_{i=1}^k \mathcal{C}(\mathcal{CD}_i), \bigcup_{i=1}^k V(\mathcal{CD}_i), \bigcup_{i=1}^k atr(\mathcal{CD}_i) \right).$$

(Assuming \mathcal{T} given. In “reality” (i.e. in full UML), we can introduce types in class diagrams, the class diagram then contributes to \mathcal{T} . Example: enumeration types.)

Is the Mapping a Function?

Question: Is $\mathcal{S}(\mathcal{C}\mathcal{D})$ **well-defined**?

References

References

Oestereich, B. (2006). *Analyse und Design mit UML 2.1, 8. Auflage*. Oldenbourg, 8. edition.

OMG (2011a). Unified modeling language: Infrastructure, version 2.4.1. Technical Report formal/2011-08-05.

OMG (2011b). Unified modeling language: Superstructure, version 2.4.1. Technical Report formal/2011-08-06.

Schumann, M., Steinke, J., Deck, A., and Westphal, B. (2008). Traceviewer technical documentation, version 1.0. Technical report, Carl von Ossietzky Universität Oldenburg und OFFIS.